

INSTRUCTIONS FOR USE

FAST FIT® DEVICES

INTENDED USE

Cascade Dafo's prefabricated Fast Fit devices provide an external support system to align the foot, ankle and lower leg to an optimal position for normal daily activities for patients with numerous medical conditions including:

- Neurological or neuromuscular problems
- Developmental delay
- Cerebral palsy
- Down syndrome

THINGS TO WATCH FOR

After an initial week of wear, patients adapt quickly to wearing braces or shoe inserts. Any complaints of discomfort, especially after the patient has been wearing braces/inserts comfortably for a while, should be communicated to our Customer Support department. In the case of a child, this could signal that the patient has outgrown the brace. Any red mark or sign of irritation that does not go away within 20 minutes after the brace/insert has been removed may indicate a fit problem requiring action. Discontinue wear, and immediately inform your practitioner or make contact with Cascade's Customer Support at 1-800-848-7332 (internationally +00 1 360 543 9306).

DEVICE CARE

Cascade's devices are made from a variety of plastics, depending on the style chosen. They are thin and flexible, yet durable under normal wear. The devices should be worn over appropriate socks (we recommend a cotton-synthetic blend of medium thickness), and with shoes. Wearing the orthoses without shoes may cause scoring or heavy scratching, especially on the bottom and may lead to stress fractures in the plastic. When worn without shoes the toe shelf may also catch on rugs and other uneven surfaces, creating a tripping hazard. Not wearing a shoe over a brace, excluding therapy time, will void the warranty.

The devices should be inspected regularly for wear, cracks and jagged edges. Always wear 2-part braces with the inner boot nested inside of the outer frame. After six to twelve months of use, we recommend that a brace be evaluated for fit and wear by a medical practitioner.

Clean the devices using a sponge or soft brush with mild soap and warm water. Towel dry, then allow a few hours for thorough air drying. Do not dry with heat.

We recommend storing the Fast Fit device out of extreme cold and heat. In cold temperatures, the devices may become brittle and more prone to stress fractures. Avoid suddenly prying a brace open when it is very cold.

If a strap or special padding has been provided with the device, it serves a specific purpose. For best results, fasten each strap snugly and keep all special padding in place when using the device.

FINDING SHOES

Generally, any shoe that is wider in the toe area, perhaps a size or two larger than normal, will best fit a brace or shoe insert. Finding the shortest shoe that can accommodate the brace is recommended. This will reduce the tendency for the wearer to trip over the toes. A more flexible shoe material will spread more to accommodate the extra width required. To accommodate the volume of braces or shoe inserts,

we recommend the padded insole of the shoe be removed after purchase. A fairly aggressive push is needed to get the brace down into the end of the shoe.

If you have difficulty finding shoes that fit, our website, www.cascadedrafo.com, contains links to manufacturers that design shoes specifically for use with ankle foot orthoses.

FULL (90 Day) WARRANTY





Our prefabricated devices are guaranteed for fit, materials and workmanship for ninety (90) days beginning fourteen (14) days after the date of shipment. During that time, at our sole option, we will replace the brace or insert if a problem exists. The ninety (90) day warranty period is meant to allow ample time for fitting and troubleshooting. If the device is being delivered by a medical practitioner, we recommend scheduling the fitting appointment within the first two weeks after receipt of the device.




Abuse, undue rough wear, or loss voids the warranty. This includes not wearing shoes over braces, and/or destruction from outside sources such as heat, cold, impact or undue abrasion beyond normal wear and tear.

This warranty gives you specific legal rights, and you may also have other rights which vary from State to State.

If a problem exists that requires Cascade to repair or replace the brace during the warranty period, please notify our Customer Support staff prior to taking any action. After gathering specific information on the problem(s) experienced, we will determine the most efficient course of action to remedy the problem, and direct you on any action you may need to take. You can reach Customer Support by email at: customersupport@dafo.com or by telephone at: +1 800 848 7332 (internationally: +00 1 360 543 9306).

Explanation of Symbols

Symbol	Explanation
	Manufacturer
	European Authorized Representative
	Caution, Consult Accompanying Documents
	Medical Device

	Cascade Dafo, Inc. 1360 Sunset Avenue Ferndale WA 98248-8913 United States of America Tel: +00 (1) 360 543 9306 Fax: +00 (1) 360 384 4558	 Freyr Regulatory GmbH Marie-Curie-Straße 8, D-79539 Lörrach, Germany	
---	---	--	---